

ami loves gurumi

*The crazy universe behind the horizon*

# Diving Mask for the Octopus Paul Crochet Pattern

*Design by K. Godinez*





## Diving goggles – ribbon

It is not crocheted in rounds!

5 x ch in color green


R 01 start in the 4th ch from hook, 2 x dc, turn **3**

R 02 – R 35 3 x ch (this is your first dc), 2 x dc, turn **3**


cut the thread and sew it

## Finishing


Pull in the pipe cleaner and sew the ends together.



Form this part like a diving mask and sew inside the green part.



Sew the edges, so they don't move easily and sew on the ribbon.



*Have fun with Paul and his diving mask!*

**Do not copy or post this pattern without my permission. Don't translate this pattern into another language for reselling or publishing on the internet. You can sell a small number of the finished item on markets or local stores.**

*This pattern is copyrighted by Karin Godinez (amilovesgurumi.com).*

<http://amilovesgurumi.com/>